

Welcome to the SIMS 2020 Summer Release	2	School Workforce Annual Census	18
Important Information for Windows 8 and Windows Server 2012 Users	2	School Workforce Census	19
Release Notes	3	SIMS Core	19
Backing up SIMS and FMS	3	SIMS ID	22
Important Information Regarding the Upgrade of SIMS and Discover	3	SIMS Parent and SIMS Parent Lite	22
Important Information Regarding SIMS Documentation	4	SIMS Pay	22
Where to Find More Information?	5	SIMS Services Manager	22
Permissions	5	Teacher app	23
Compatibility between One and SIMS	6		
Version Support for FMS	7		
Important Information about Self-Hosted SIMS Learning Gateway	7		
Supported SIMS Versions with PX Summer Release	8		
Admissions	8		
AMPARK	8		
Assessment	8		
Attendance	8		
Course Manager	9		
CTF	10		
DENI	11		
Examinations Organiser	12		
FMS	14		
InTouch	14		
Lesson Monitor	14		
Nova-T6	15		
Options Online	15		
Personnel	16		
Post 16 PLASC 2020 Return	16		
Reporting	16		
School Census Autumn 2020 Return	17		

## Welcome to the SIMS 2020 Summer Release

**Please read these notes carefully before installing or upgrading your software. Do not attempt any installation or upgrade without first making a fully restorable backup of your SIMS system.**

Capita SIMS has made this release note available in PDF and Word formats. To take full advantage of the functionality available in this release note (e.g. links to handbooks and video tutorials), you must use the PDF version. Capita SIMS cannot be held responsible for any changes, errors or omissions resulting from subsequent editing of the supplied document.

### Important Information – please read before upgrading

If you are performing a SIMS upgrade spanning more than one release, it is essential that you read the release note associated with each version.

### Important Information for Schools in England

At the time this release note was produced, we had not yet received the validation and summary report files from the DfE for School Census Autumn 2020 or School Workforce Census 2020. Schools should not provide their Return file to the DfE until they have imported a fileset that includes the official DfE validation and summary report files.

### Important Information for Schools in Wales

At the time this release note was produced, we had not yet received the validation and summary report files from the Welsh Government for the Post 16 PLASC 2020 or School Workforce Annual Census 2020. Schools should not provide their Return file to the Welsh Government until they have imported a fileset that includes the official Welsh Government validation and summary report files.

### Upgrading using SOLUS

The SIMS Online Update Service (SOLUS) enables you to download and run SIMS releases and patches via the Internet. This is achieved using **SOLUS3**.

For instructions on carrying out an upgrade with **SOLUS3**, please refer to the *SOLUS3 for Schools* or the *SOLUS3 for Local Authorities* handbook.

### Support for SQL Server

SIMS, FMS, Discover, Partnership Xchange, SOLUS and InTouch run on SQL Server 2012, SQL Server 2014 and SQL Server 2016. For more information on support for SQL Server and Windows environments, please refer to the *SIMS Technical Roadmap* on the Capita Software Support Portal

([https://support.capitasoftware.com/csm?id=kb\\_article\\_view&sysparm\\_article=KB0035434](https://support.capitasoftware.com/csm?id=kb_article_view&sysparm_article=KB0035434)).

### B2B

If you use B2B, and you want the SQL Server service to be configured to run as a Domain account instead of the built-in LocalSystem account on Windows 2008 R2 or Windows 2012 Server, a separate patch can be run to enable this functionality. This patch is available from your Local Support Unit (Patch 20419) and it must be applied to your SIMS database by a user with System Administrator permissions.

### General

If your school uses both Fees Billing and FMS, then SIMS and FMS must be upgraded at the same time.

## Important Information for Windows 8 and Windows Server 2012 Users








If you are running SIMS on a Windows 8 or Windows Server 2012 workstation, you may encounter difficulties when attempting to open PDF files in SIMS. This is caused by Windows Reader being the default program used to open PDF files.

To resolve this issue, you must first ensure that Adobe Reader 10 or later is installed.

Next, you will need to associate Adobe Reader with all PDF files. From the Taskbar, click **File Explorer**, click **Computer** in the panel on the left-hand side of the page then from the Menu Bar, select **Computer | Open Control Panel**. Click **Programs | Default Programs | Associate a file type or protocol with a program**. In the **Extensions** list, scroll down to and click the **.pdf** item then click the **Change program** button. Click **Adobe Reader** then click the **Close** button.

## Release Notes

Each functional area displays a set of icons, which indicate the school type(s) to which the content relates. Icons that indicate a link to the applicable handbook(s) and New Feature videos are also displayed.

-  *Content applicable to English Primary and Northern Ireland Primary schools*
-  *Content applicable to English Secondary and Northern Ireland Secondary schools*
-  *Content applicable to Welsh Primary schools*
-  *Content applicable to Welsh Secondary schools*
-  *Content applicable to Independent schools*
-  *Link to the applicable handbook(s)*
-  *Link to a New Feature video*

If you have any comments or questions regarding any SIMS user documentation, please email us ([publications@capita.com](mailto:publications@capita.com)).

## Backing up SIMS and FMS

Where SIMS Personnel is used to generate Salary Projections in FMS, SIMS and FMS backups should be carried out at the same time. If one of the databases needs to be restored, the other database must be restored to the same point, i.e. if you restore the SIMS database, you must restore the FMS database to the same point and vice versa.

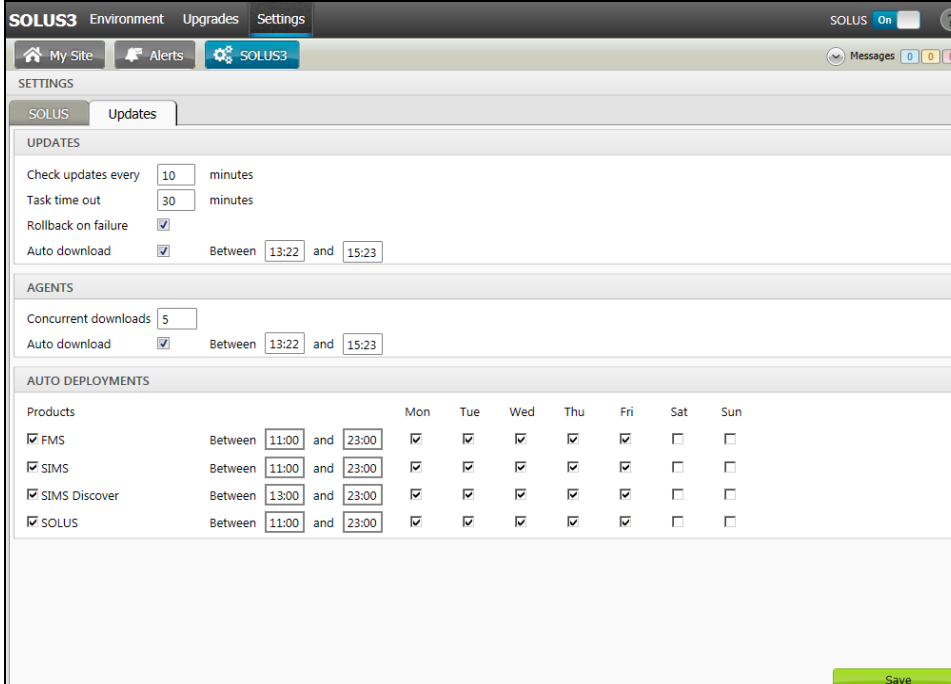
**IMPORTANT NOTE:** Backups are no longer zipped, because of the number of issues caused by zipping backup files. Recent operating systems now allow the use of compressed folders, which are recommended for automatically compressing backups. Please refer to your operating system documentation for instructions on applying compression to a folder.

## Important Information Regarding the Upgrade of SIMS and Discover

**IMPORTANT NOTE:** You must upgrade to the SIMS 2020 Summer Release before upgrading Discover. If you upgrade Discover before upgrading SIMS, data will not be transferred between the SIMS and Discover databases until SIMS has been upgraded.

### Auto-Deployment of SIMS and Discover

If SOLUS3 auto-deployment is enabled for Discover, we recommend that the settings for Discover auto-deployment are set to start later than the SIMS auto-deployment start time plus the timeout.



Products	Between	and	Mon	Tue	Wed	Thu	Fri	Sat	Sun
<input checked="" type="checkbox"/> FMS	Between 11:00	and 23:00	<input checked="" type="checkbox"/>	<input checked="" type="checkbox"/>	<input checked="" type="checkbox"/>	<input checked="" type="checkbox"/>	<input checked="" type="checkbox"/>	<input type="checkbox"/>	<input type="checkbox"/>
<input checked="" type="checkbox"/> SIMS	Between 11:00	and 23:00	<input checked="" type="checkbox"/>	<input checked="" type="checkbox"/>	<input checked="" type="checkbox"/>	<input checked="" type="checkbox"/>	<input checked="" type="checkbox"/>	<input type="checkbox"/>	<input type="checkbox"/>
<input checked="" type="checkbox"/> SIMS Discover	Between 13:00	and 23:00	<input checked="" type="checkbox"/>	<input checked="" type="checkbox"/>	<input checked="" type="checkbox"/>	<input checked="" type="checkbox"/>	<input checked="" type="checkbox"/>	<input type="checkbox"/>	<input type="checkbox"/>
<input checked="" type="checkbox"/> SOLUS	Between 11:00	and 23:00	<input checked="" type="checkbox"/>	<input checked="" type="checkbox"/>	<input checked="" type="checkbox"/>	<input checked="" type="checkbox"/>	<input checked="" type="checkbox"/>	<input type="checkbox"/>	<input type="checkbox"/>

If the times are not set like this, and the Discover deployment starts before the SIMS deployment, then the data transfer between SIMS and Discover will not work until the SIMS upgrade is completed.

## Important Information Regarding SIMS Documentation

The SIMS [Documentation Centre](#) is accessed by clicking the [Documentation](#) button on the SIMS [Home Page](#).

User documentation is arranged by output type (handbook, tutorial, QRS, etc.) and then by functional area. It is also arranged by role (e.g. Teacher, Administrator, Returns Manager, etc.). Frequently Asked Questions and Troubleshooting sections are also available.

User documentation that is accessible via the SIMS [Documentation Centre](#) is hosted on the web. Help files are delivered to the `\Program Files\SIMS\SIMS .net` folder on each SIMS workstation.

NOTE: If you wish to access the latest user documentation for the SIMS 2020 Summer Release without logging into SIMS, the [Documentation Centre](#) is accessible via the Capita Software Support Portal ([https://support.capitasoftware.com/csm?id=kb\\_article\\_view&sysparm\\_article=KB0036819](https://support.capitasoftware.com/csm?id=kb_article_view&sysparm_article=KB0036819)).

When a user logs into SIMS for the first time following an upgrade, a What's New page relevant to your school phase is provided.

For schools in Wales, the following key documents are provided in the Welsh language:

- What's New page
- Release note – Welsh Primary schools
- Release note – Welsh Secondary schools
- End of Key Stage Data Processing (Wales) handbook.

We would welcome any feedback you have on the SIMS [Documentation Centre](#). If you have any comments, please email the SIMS Publications team ([publications@capita.com](mailto:publications@capita.com)).

## \*NEW\* in Summer 2020

Our Documentation Centres have changed.

We have migrated to an industry standard knowledge management solution, which simplifies access to a consolidated range of resources, including product documentation, user guides, support solutions and community expertise. The transition should enable customers to find what they need faster and provides the tools for us to continually improve the content we make available.

How you access the Documentation Centres from within the various products has not changed:

- In SIMS 7, click the [Documentation](#) button on the SIMS [Home Page](#) (via [Focus | Home Page](#))
- In FMS, select [Help | FMS Documentation](#)
- In Discover, click the [?](#) button
- In Satellite products, click the [Help](#) link.

Alternatively, visit the SIMS User Documentation Hub ([https://support.capitasoftware.com/csm?id=kb\\_article\\_view&sysparm\\_article=KB0037321](https://support.capitasoftware.com/csm?id=kb_article_view&sysparm_article=KB0037321)), where you can access our range of Documentation Centres.

You do not have to log in to the Capita Software Support Portal to access user documentation.

If you have any comments or questions regarding any SIMS user documentation, please email the SIMS Publications team ([publications@capita.com](mailto:publications@capita.com)). Alternatively, you can provide feedback on each Documentation Centre resource using the [Helpful?](#) and [Rate this article](#) functions. When giving feedback, please provide enough information for us to locate and investigate the issue.

## Important information about using the SIMS Documentation Centre

- You might encounter issues when attempting to open any New Feature videos or Tutorials whereby you are asked to install the required version of Flash Player and/or an on-screen dialog suggests that Online Help content cannot be displayed. More information on these issues is available (<http://helpx.adobe.com/acrobat/kb/known-issues-acrobat-xi-reader.html>). These issues can be resolved by downloading the latest version of Flash Player (<https://helpx.adobe.com/flash-player.html>).

- If you are running SIMS on a Windows 8 or Windows Server 2012 workstation, you may encounter difficulties when you first log into SIMS after a SIMS upgrade because the What's New page is displayed automatically and cannot be closed easily. This is caused by Windows Reader being the default program used to open PDF files. To resolve this issue, you must first ensure that Adobe Reader 10 or later is installed.

Next, you will need to associate Adobe Reader with all PDF files. From the Taskbar, click **File Explorer**, click **Computer** in the panel on the left-hand side of the page then from the Menu Bar, select **Computer | Open Control Panel**. Click **Programs | Default Programs | Associate a file type or protocol with a program**. In the **Extensions** list, scroll down to and click the **.pdf** item then click the **Change program** button. Click **Adobe Reader** then click the **Close** button.

- If Google Chrome is your default Web browser, you must download PDF files instead of opening them in Chrome to ensure that PDF files display correctly. This is achieved by entering <chrome://settings> in the Address Bar then pressing **Enter**. Scroll to the bottom of the page and click **Advanced**. In the **Privacy and security** section, click **Content settings**. Scroll towards the bottom of the list, click **PDF documents** and move the **Download PDF files instead of automatically opening them in Chrome** slider to the on position.

If you require assistance with this or any other issue you encounter when attempting to access user documentation, please contact the SIMS Publications team ([publications@capita.com](mailto:publications@capita.com)).

## Where to Find More Information?

### Via SIMS...

For the software handbooks, navigate to the SIMS [Home Page](#), then click the **Documentation** button to display the SIMS [Documentation Centre](#).

### Via the Capita Software Support Portal...

User documentation is also available from the Capita Software Support Portal (<https://capitaswprod.service-now.com/csm>).

If you are unable to obtain the required handbook using any of these methods, please email us ([publications@capita.com](mailto:publications@capita.com)) and we will be pleased to send a copy to you.

## Permissions

The permissions spreadsheet, which lists all permissions relating to SIMS 7.194, is available from the [Documentation Centre](#). To access the SIMS [Documentation Centre](#), click the **Documentation** button on the SIMS [Home Page](#).

In the Capita Software Support Portal, open the 7.194 SIMS Permissions Spreadsheet ([https://support.capitasoftware.com/csm?id=kb\\_article\\_view&sysparm\\_article=KB0039224](https://support.capitasoftware.com/csm?id=kb_article_view&sysparm_article=KB0039224)).

## Compatibility between One and SIMS

As part of the SIMS 2020 Summer Release, we have undertaken full integration testing of both B2B:Student and B2B:Personnel. The following two tables show the version(s) of One and SIMS that have also been through a process of integration testing for each of the B2B products.

### B2B:Student

		One Release Version	
		One Spring 2020 Release (3.71)	One Summer 2020 Release (3.72)
SIMS Release Version	SIMS 2020 Spring Release (SIMS 7.192) Running B2B:Student v4 Phase 2	✓ <sup>1</sup>	✓ <sup>1</sup>
	SIMS 2020 Spring Release (SIMS 7.192) Running B2B:Student v4 Phase 3 (SSM - Scheduled Tasks)	✓ <sup>1</sup>	✓ <sup>1</sup>
	SIMS 2020 Summer Release (SIMS 7.194) Running B2B:Student v4 Phase 2	✓ <sup>1</sup>	✓ <sup>1</sup>
	SIMS 2020 Summer Release (SIMS 7.194) Running B2B:Student v4 Phase 3 (SSM - Scheduled Tasks)	✓ <sup>1</sup>	✓ <sup>2</sup>

<sup>1</sup> For England only. These combinations will not transfer the additional Exclusion reasons mandated by the DfE from September 2020. They will transfer the first reason identified as the reason for the exclusion and transfer a single reason.

<sup>2</sup> For England Only. This combination of SIMS and One is required for up to three exclusion reasons to be transferred, as mandated by the DfE from September 2020.

### B2B:Personnel

		One Release version	
		One Spring 2020 Release (3.71)	One Summer 2020 Release (3.72)
SIMS Release Version	SIMS 2020 Spring Release (SIMS 7.192) without the Salary Range patch	✓	✓
	SIMS 2020 Spring Release (SIMS 7.192) with the Salary Range patch	✓	✓
	SIMS 2020 Summer Release (SIMS 7.194) without the Salary Range patch	✓	✓
	SIMS 2020 Summer Release (SIMS 7.194) with the Salary Range patch	✓	✓

There are various elements of functionality in One and SIMS that require compatibility between the two solutions. The following table provides information on the version(s) of schemas that are supported in release versions of One and SIMS, and therefore indicate version and release compatibility.

		One Release version	
		3.71 (Spring 2020)	3.72 (Summer 2020)
SIMS Component	B2B:Student	v1.1	v1.1
	B2B:Personnel	v1.1	v1.1
	ATF	v16.0	v16.0
	CTF	v18 (for import) v19 (for import/export)	v19 (for import) v20 (for import/export)
	School Census	SC 2019/2020	SC 2020/2021
	PLASC	PLASC 2020	PLASC 2020
	ASL	v16.0 until 31/07/2020 (for import)	v16.0 until 31/07/2020 v17.0 from 01/08/2020 (for import)
	AMPARK	SIMS 7.192	SIMS 7.192
	ADT	v16.0 until 31/07/2020	v16.0 until 31/07/2020 v17.0 from 01/08/2020

## Version Support for FMS

The FMS support arrangements depend on the supported versions of SIMS where Personnel Links is being used. Support for FMS is detailed in the following table.

Release	SIMS Version	FMS Version	FMS with Personnel Links/Equipment Register	FMS without Personnel Links/Equipment Register
Summer 2020	7.194	6.194	Supported	Supported
Spring 2020	7.192	6.192	Supported	Supported

NOTE: FMS 6.194 has been tested against SQL Server 2012, 2014 and 2016.

## Important Information about Self-Hosted SIMS Learning Gateway

Support for self-hosted SIMS Learning Gateway (SLG) ceased at the end of March 2020.

From 1 April 2020, schools can use their SLG installation for a limited period. However, all functionality will be removed on upgrade to the SIMS 2020 Autumn Release.

When you upgrade to the SIMS 2020 Autumn Release:

- all SLG and ADPS-related menu routes will no longer be available.
- all provisioning data stored by ADPS will be removed from your SIMS database but any accounts provisioned into Active Directory by ADPS will be unaffected.
- your SLG webparts will no longer be able to surface data from the SIMS database.

Capita ESS has provided a suite of apps to replace the functionality of SLG:

- SIMS Parent/Student  
(<https://www.capita-sims.co.uk/products-and-services/sims-parent-app>)
- SIMS Teacher app  
(<https://www.capita-sims.co.uk/products-and-services/sims-teacher-app>)
- SIMS ID (<https://www.capita-sims.co.uk/products-and-services/sims-id>).



To discuss moving to these apps, please contact your SIMS Account Manager. Alternatively, contact us ([info@capita-sims.co.uk](mailto:info@capita-sims.co.uk)).

## Supported SIMS Versions with PX Summer Release

The SIMS PX Agent should be upgraded to the PX 2020 Summer Release immediately after, or in conjunction with, upgrading to the SIMS 2020 Summer Release.

**IMPORTANT NOTE:** If you install the SIMS 2020 Summer Release (SIMS 7.194) and continue to run an older release of the PX Agent, this is not guaranteed to work and is therefore not supported.

## Admissions

### New Features

EP ES WP WS IN 

### Updates to the ADT Import and ASL Export Files

Applicable to Maintained schools in England only

[Routines | Admission | Import ADT File](#)

[Routines | Admission | Export ASL File](#)

Schools that are their own Admission Authority now import versions 16.0 and 17.0 of the ADT files. Previous versions are no longer imported.

Schools that are their own Admission Authority now export version 17.0 of the ASL file.

## AMPARK

### New Features

EP ES WP WS IN

### Enhancements for the SIMS 2020 Summer Release

The Assessment Manager and Performance Analysis Resource Kit (AMPARK) provides a set of resources for use with SIMS Assessment. This kit has been updated for the SIMS 2020 Summer Release.

For more information, please refer to the *Assessment Manager and Performance Analysis Resource Kit* release note, which is available from the Capita Software Support Portal ([https://support.capitasoftware.com/csm?id=kb\\_article\\_view&sysparm\\_article=KB0038883](https://support.capitasoftware.com/csm?id=kb_article_view&sysparm_article=KB0038883)).

## Assessment

EP ES WP WS IN

### Fixes

This release includes a fix in the following area:

- Only modified marksheets rows are now recalculated when the [Calculate on Data Entry](#) template option is selected (via [Focus | Assessment | Template](#)).

## Attendance

### New Features

EP ES WP WS IN 

### Recording the Y Code in Take Register and Edit Marks

[Focus | Attendance | Take Register](#)

[Focus | Attendance | Edit Marks](#)

[Focus | Attendance | Exceptional Circumstances](#)

[Tools | Setups | Attendance Setup | Codes | Maintain Codes](#)

To ensure that attendance records are accurately maintained, particularly during the Covid-19 period, Y codes can now be recorded via Take Register and Edit Marks. Previously, the Y code could be recorded only via Exceptional Circumstances.

Please note that this functionality is restricted to users with Attendance Operator or Attendance Manager permissions unless the [Basic](#) flag for the Y code is set to true in Maintain Codes. With this flag set to true, users with Class Teacher permissions can record the Y code.

A comment can now be recorded against a Y code in Take Register and Edit Marks.



### Applicable to schools in Wales only

The Y code will become available at an individual pupil/student session entry level for users with Attendance Operator or Attendance Manager permissions. Previously, it was available only via Exceptional Circumstances.

The availability of pupil/student session entry level has been extended to users with Class Teacher permissions if the **Basic** flag for the Y code is set to true in Maintain Codes.

This improved flexibility for the application of the Y code will be particularly helpful for entering codes in line with the WG guidance for the Covid-19 period.

A comment can now be recorded against a Y code in Take Register and Edit Marks.

### Addition of the 7, 8 and 9 Attendance Codes

#### Applicable to schools in England only

[Focus](#) | [Attendance](#) | [Take Register](#)

[Focus](#) | [Attendance](#) | [Edit Marks](#)

[Tools](#) | [Setups](#) | [Attendance Setup](#) | [Codes](#) | [Maintain Codes](#)

Although it is still unclear what data SAGE (the Scientific Advisory Group for Emergencies) will require from schools on a daily basis during the 2020/21 academic year, it is clear that session registration data will return to its previous legal status. This legal status includes the legal right for a head teacher to impose fines on parent/carers for their child truanting.

When you upgrade to the SIMS 2020 Summer Release:

- the temporary attendance codes (7, 8 and 9) will be added to support COVID-19 reporting (if they have not already been added by a previous patch).
- the temporary attendance codes will be made available for sessions and lessons.
- the Y code will be made available for sessions and lessons.

Schools are strongly advised to review the status of the **Basic** flag for each of the 7, 8, 9 and Y codes and update it, if appropriate. A user with the appropriate permissions (e.g. the Attendance Officer and/or Attendance Operator) can alter the setting of this flag. If you set the **Basic** flag to false for these codes, they will not be available to users with Class Teacher permissions in Take Register and Edit Marks (unless the user also has Attendance Operator and/or Attendance Manager permissions).

Schools may want to remove the temporary attendance codes (e.g. 7, 8 and 9) before the start of the new academic year and before they impose fines on parent/carers. A patch will be made available in the future for schools that want to remove the 7, 8 and 9 codes.

### Fixes

This release includes a fix in the following area:

- The display order of the Group Analysis by STAR Field Report output has been corrected so that it matches the order displayed in the Pastoral Structure (via [Reports](#) | [Attendance](#) | [Group Reports](#) | [Group Analysis by STAR Field Report](#)).

## Course Manager

### New Features



### Introduction of Initial T Level Qualifications

[Tools](#) | [Academic Management](#) | [Course Manager](#) | [Maintain Course](#)

To support the new vocational T Level and T Level Transition programmes, when defining a new course, it is now possible to select two new levels from the **Level** drop-down list.

- T Level (Level 3)
- T Level Transition.

T Level programmes consist of:

- a T Level-specific, substantial Level 3 Technical qualification (the T Level aim)
- one or more occupational specialisms

- a T Level industry placement
- Level 2 Maths and English (where applicable).

The first three T Level programmes of study to be made available are:

- Digital Sector: Digital Production, Design and Development
- Construction Sector: Design, Surveying and Planning
- Education and Childcare Sector: Education.

T Level Transition programmes consist of a full-time study programme, usually lasting up to a standard academic year. They are aimed at students who are not yet ready to start a T Level programme but who have the potential to progress to a T Level programme in the future.

### Addition of Work Placements in Course Details

Applicable to schools in England only

[Tools](#) | [Academic Management](#) | [Course Manager](#) | [Maintain Course](#)

It is possible to record details of work placements associated with a student's course using the **Work Placements** panel (a student may have more than one work placement over the duration of a course).

Information relating to work placements is collected in the Autumn School Census. For other schools, the recording of this information is optional.

### Additional Programme Information on the Maintain Post-16 Programmes of Study Page

Applicable to schools in England only

[Tools](#) | [Academic Management](#) | [Course Manager](#) | [Post-16 Programmes of Study](#)

To enable the recording of information relating to each programme type selected, additional columns have been provided on the **Maintain Post-16 Programmes of Study** page.

- Programme Type
- Start Date

- End Date
- Planned End (date)
- Status
- Reason (for withdrawal)
- Traineeship.

These columns are available for the 2020/2021 academic year onwards.

### Transferring a Student from one Programme of Study to Another

Applicable to schools in England only

[Tools](#) | [Academic Management](#) | [Course Manager](#) | [Post-16 Programmes of Study](#)

It is now possible to record a student's transfer from one Programme of Study to another part way through the academic year using the **Transfer Programme** button. A student can be enrolled on only one active Programme of Study at a time.

### Revised List of QWADs Provided by the Welsh Government

Applicable to schools in Wales only

The list of QWADs provided by the Welsh Government has been updated for Summer 2020. QWADs are reported on in the Post 16 PLASC 2020 Return and have replaced the Learning Activity Reference.

## CTF

### New Features

**EP** **ES** **WP** **WS** **IN** 

### Update to the CTF Version Number

Applicable to schools in England, Wales and Northern Ireland only

[Routines](#) | [Data In](#) | [CTF](#) | [Import CTF](#)

Before 1 August 2020, CTF version 18.0 or 19.0 can be used for the import of CTF.

From 1 August 2020 onwards, CTF version 19.0 or 20.0 can be used for the import of CTF.

[Routines](#) | [Data Out](#) | [CTF](#) | [Export CTF](#)

Before 1 August 2020, CTF version 19.0 is used for the export of CTF.

From 1 August 2020 onwards, CTF version 20.0 will be used for the export of CTF.

### Enhancement to the CTF Export Activity Log

Applicable to schools in England, Wales and Northern Ireland only

[Routines](#) | [Data Out](#) | [CTF](#) | [Export CTF](#)

When exporting a CTF following a change in URN and DfE number, the message in the Activity Log has been updated for clarity.

### Enhancement to the CTF CML Export File

Applicable to schools in England only

[Routines](#) | [Data Out](#) | [CTF](#) | [Export CTF](#)

Leavers from the previous academic year are now included in a CML export file.

### Inclusion of Pupils without a UPN in CML and CMJ Export Files

Applicable to Independent schools in England only

[Routines](#) | [Data Out](#) | [CTF](#) | [Export CTF](#)

Pupils without a UPN are now included in CML and CMJ export files.

## DENI

### New Features

EP ES

### Key Dates for DENI 2020

[Routines](#) | [Statutory Returns](#) | [DENI](#) | [Create DENI Return](#)

[Routines](#) | [Statutory Returns](#) | [DENI](#) | [Create Leavers Return](#)

Main return date: 09/10/2020

Leavers return date: 13/11/2020

Leavers collection period: 11/10/2019 to 08/10/2020.

## Validation Rules

The following SEN and Medical Conditions validations are now applied in the Leavers return.

Code	Validation Message
1031	Checks for pupil/students with an invalid SEN Status
1032	Checks for pupil/students with an invalid SEN Need
1033	Checks for pupil/students with SEN Need(s) and no SEN Status
1034	Checks for pupil/students with SEN stage but no recorded SEN Need
1092	Checks that pupil/students in a Special School have a SEN Stage between 1-5 and/or SEN Need
1110	Checks that pupil/students in a Special Unit have a SEN Status
1101	Checks that pupil/students in a Special Unit have a SEN Need
1130	Checks that pupil/students do not have both SEN Needs SPHL and MMHL
1131	Checks that pupil/students do not have more than one SEN Need of MLD, SLD and PMLD
1160	Checks whether a pupil/student has any invalid medical codes
1161	Checks whether a pupil/student has SEN Needs of both Blind (BL) and partially Sighted.

The following validations are also now applied in the Leavers return.

Code	Validation Message
1021	Checks whether a pupil/student's Home Language is English, Irish or Ulster Scots and if they have a Newcomer record) has been added.
1162	A warning message is now displayed when the percentage of pupil/students with the Leaving Code of Unknown is above 5%.

The following validations have been amended to include Level 3 equivalences.

Code	Validation Message
1084	Checks for pupil/students with no A levels or equivalent qualification recorded as leaving for Post A level course
1085	Checks for pupil/students with only 1 A level or equivalent qualification recorded as leaving for Post A level course

Validation numbers 1086 and 1145 have been removed from the Leavers return.

## Display Order of the Main Census Summary Reports


The Main Census Summary reports now display by year group rather than age.

## Examinations Organiser

### New Features

ES WS IN

## Candidate Statement of Results Report Provided in SIMS

 Schools in England

 Schools in Wales

[Tools](#) | [Examinations](#) | [Candidate Statement of Results Report](#)

The Candidate Statement of Results report is now accessible from Exams in SIMS. This version of the report displays a more comprehensive grade description.

## Certification Broadsheet Report Provided in SIMS

 Schools in England

 Schools in Wales

[Tools](#) | [Examinations](#) | [Certification Broadsheet Report](#)

The Certification Broadsheet report is now accessible from Exams in SIMS. This version of the report displays a more comprehensive grade description.

## Managing Reformed/Legacy GCSEs Last 5 Language Qualifications



### Applicable to schools in England only

The remaining five Language qualifications are now graded at 9-1 instead of A\*-G.

- Biblical Hebrew – 60331835 - F1Z (F1H is for Modern Hebrew Language)
- Gujarati – 60326232 - FKI
- Persian – 60326700 - F1P (F1P is for Persian Language)
- Portuguese - 6032482X - FKP
- Turkish - 60326918 - FKT.

Legacy GSCE A\*-G results in these subjects will no longer count in the Performance Indicators from 2020.

## Updated Performance Measures File



### Applicable to schools in Wales only

[Tools](#) | [Examinations](#) | [Import Qualification Data](#)

The Performance Measures file has been updated in line with the Welsh Government's requirements for 2020.

The file contains five new data fields:

- Capped Points Score (interim) – Literacy (2019 onwards)
- Capped Points Score (interim) - Numeracy (2019 onwards)
- Capped Points Score (interim) – Science (2019 onwards)
- Capped Points Score (interim) – Welsh Baccalaureate Skills Challenge Certificate (2019 onwards)
- Size Contribution - used to calculate the Capped 9 and its sub-component measures.

This file is available from the [SIMS 7 Exams Information](https://support.capitasoftware.com/csm?id=kb_article_view&sysparm_article=KB0035892) page on the Capita Software Support Portal ([https://support.capitasoftware.com/csm?id=kb\\_article\\_view&sysparm\\_article=KB0035892](https://support.capitasoftware.com/csm?id=kb_article_view&sysparm_article=KB0035892)).

### Additional Measures for 5+ and 7+ Entries including Equivalences Available in KS4 Summary Report

Applicable to schools in Northern Ireland only

[Tools](#) | [Examinations](#) | [PI Reports](#)

The following measures have been added to the KS4 Summary report:

- Number of students entered for 5+ GCSEs or equivalent
- Number of students entered for 7+ GCSEs or equivalent.

EDI and non-EDI results are included for all pass grades as well as U, Fail, X and Q. These measures are also reflected in the .XML output.

The following corresponding aspects have been created:

- PI Five Plus GCSE Equiv
- PI Seven Plus GCSE Equiv.

The row formerly included for [Entered for 5+ GCSEs](#) has been removed.

### Amendments to Maths and English Discount Codes in the KS4 Detailed Report

Applicable to schools in Northern Ireland only

[Tools](#) | [Examinations](#) | [PI Reports](#)

The following discount codes are now used only in the Detailed report:

#### Maths

- 2210 Maths (General).

#### English

- 5030 English Language
- 5010 English Language & Literature.

These discount codes are included only in the following columns:

- Incl E&M A\*-C
- English A\*-C
- Maths A\*-C.

### Amendments to Maths and English Discount Codes in the KS4 Summary Report and the XML Output

Applicable to schools in Northern Ireland only

[Tools](#) | [Examinations](#) | [PI Reports](#)

Only the following discount codes are now used in the Summary report to determine the inclusion of English and/or Maths.

#### Maths

- 2210 - Maths (General) is counted for all rows in the Summary report.
- In the [Entered for GCSE English & GCSE Mathematics](#) and [Achieving A\\*-C GCSE in Mathematics](#) rows, the discount codes of 2210 - Maths (General) and 2230 - Advanced Subsidiary GCE in Pure Mathematics are counted.

## English

- 5030 English Language
- 5010 English Language & Literature.

## Annual Updates to the NIEFQAN Import Utility for 2020

Applicable to schools in Northern Ireland only

[Tools](#) | [Performance](#) | [Exams](#) | [Import Qualification Data](#)

The **NIEFQAN.xml** file has been updated in line with the requirements for 2020.

### Fixes

This release includes a fix in the following area:

- The correct discount code message is now displayed when there are two results that have the same discount code (via [Tools](#) | [Examinations](#) | [Edit PI Data](#)).

## FMS

For information on the new features, enhancements and fixes included in FMS 6.194, please refer to the *FMS 6.194* release note.

## InTouch

**EP** **ES** **WP** **WS** **IN**

### Fixes

This release includes fixes in the following areas:

- Missing marksheet messages are no longer sent via SIMS InTouch where there are no missing marks for current members of the marksheets (via [Tools](#) | [InTouch](#) | [Missing Marksheets Alerts Setup](#)).
- Where the same UCI number has been assigned to more than one person, the correct seat and room information is now displayed on a candidate's exam timetable sent via SIMS InTouch (via [Reports](#) | [Exams](#) | [Send Timetables](#)).
- An error no longer occurs when replying to a parent/carer's response to a behaviour notification message (via [Focus](#) | [Behaviour Management](#) | [Behaviour Notifications \(InTouch\)](#)).

## Lesson Monitor

### New Features

**ES** **WS** **IN** 

### Recording the Y Code in Take Register and Edit Marks

[Focus](#) | [Lesson Monitor](#) | [Take Register](#)

[Focus](#) | [Lesson Monitor](#) | [Edit Marks](#)

[Focus](#) | [Lesson Monitor](#) | [Exceptional Circumstances](#)

[Tools](#) | [Setups](#) | [Attendance Setup](#) | [Codes](#) | [Maintain Codes](#)

To ensure that attendance records are accurately maintained, particularly during the Covid-19 period, Y codes can now be recorded via Take Register and Edit Marks. Previously, the Y code could be recorded only via Exceptional Circumstances.

Please note that this functionality is restricted to users with Attendance Operator or Attendance Manager permissions unless the **Basic** flag for the Y code is set to true in Maintain Codes. With this flag set to true, users with Class Teacher permissions can record the Y code.

A comment can now be recorded against a Y code in Take Register and Edit Marks.

Applicable to schools in Wales only

The Y code will become available at an individual student session entry level for users with Attendance Operator or Attendance Manager permissions. Previously, it was available only via Exceptional Circumstances.

The availability of student session entry level has been extended to users with Class Teacher permissions if the **Basic** flag for the Y code is set to true in Maintain Codes.

This improved flexibility for the application of the Y code will be particularly helpful for entering codes in line with the WG guidance for the Covid-19 period.

A comment can now be recorded against a Y code in Take Register and Edit Marks.

## Addition of the 7, 8 and 9 Attendance Codes

Applicable to schools in England only

[Focus](#) | [Lesson Monitor](#) | [Take Register](#)

[Focus](#) | [Lesson Monitor](#) | [Edit Marks](#)

[Tools](#) | [Setups](#) | [Attendance Setup](#) | [Codes](#) | [Maintain Codes](#)

Although it is still unclear what data SAGE (the Scientific Advisory Group for Emergencies) will require from schools on a daily basis during the 2020/21 academic year, it is clear that session registration data will return to its previous legal status. This legal status includes the legal right for a head teacher to impose fines on parent/carers for their child truanting.

When you upgrade to the SIMS 2020 Summer Release:

- the temporary attendance codes (7, 8 and 9) will be added to support COVID-19 reporting (if they have not already been added by a previous patch).
- the temporary attendance codes will be made available for sessions and lessons.
- the Y code will be made available for sessions and lessons.

Schools are strongly advised to review the status of the **Basic** flag for each of the 7, 8, 9 and Y codes and update it, if appropriate. A user with the appropriate permissions (e.g. the Attendance Officer and/or Attendance Operator) can alter the setting of this flag. If you set the **Basic** flag to false for these codes, they will not be available to users with Class Teacher permissions in Take Register and Edit Marks (unless the user also has Attendance Operator and/or Attendance Manager permissions).

Schools may want to remove the temporary attendance codes (e.g. 7, 8 and 9) before the start of the new academic year and before they impose fines on parent/carers. A patch will be made available in the future for schools that want to remove the 7, 8 and 9 codes.

## Fixes

This release includes fixes in the following areas:

- The display order of the Group Analysis by STAR Field Report output has been corrected so that it matches the order displayed in the Pastoral Structure (via [Reports](#) | [Lesson Monitor](#) | [Group Reports](#) | [Group Analysis by STAR Field Report](#)).
- Where a school has set the PM registration after the last period and the PM session is not defined in the academic year, duplicate column headings are no longer displayed in Edit Marks if a student does not have a lesson in the last period (via [Focus](#) | [Lesson Monitor](#) | [Edit Marks](#)).

## Nova-T6

**ES** **WS** **IN**

## Fixes

This release includes a fix in the following area:

- Where Multiple Timetables are being used, an error no longer occurs when editing the timetable cycle in both the current and next academic years (via [Tools](#) | [Academic Management](#) | [Define Timetable Cycle](#)).

## Options Online

**ES** **WS** **IN**

Options Online does not form part of the SIMS 2020 Summer Release.

For information on the latest release of Options Online, please refer to the Options Online Latest Release Information article, which is available on the Capita Software Support Portal

([https://support.capitasoftware.com/csm?id=kb\\_article\\_view&sysparm\\_article=KB0039436](https://support.capitasoftware.com/csm?id=kb_article_view&sysparm_article=KB0039436)).



## Personnel

EP ES WP WS IN

### Fixes

This release includes a fix in the following area:

- When recording a new member of staff, a warning is now displayed if they already have a role of student, applicant or candidate (via [Focus](#) | [Person](#) | [Staff](#)).

## Post 16 PLASC 2020 Return

### New Features

WP WS 

### Key Dates for the Post 16 PLASC Return

[Routines](#) | [Statutory Returns](#) | [Post 16 PLASC](#)

Survey reference date is 31/07/2020

Collection period from 01/09/2019 to 31/08/2020.

### New Data Items

The QWAD Discount Code data item is collected for the first time. It is also displayed on the detail report.

## Reporting

Once you have upgraded to the SIMS 2020 Summer Release, please remember to import the most up-to-date predefined reports. To import the reports, select [Reports](#) | [Import](#), then navigate to and select [PreDefined\\_Reports\\_v7194.RptDef](#) (typically found in [C:\Program Files \(x86\)\SIMS\SIMS .net](#)). Once imported, the updated reports are available to all users with the appropriate permissions.

## New Features

EP ES WP WS IN

### Enhancements to Student List Reports



[Reports](#) | [Student List](#) | [General Student List](#)  
[Reports](#) | [Student List](#) | [Class List](#)  
[Reports](#) | [Student List](#) | [Registration Group List](#)

The following behaviour columns can now be added to a Student List Report via [Standard](#) | [Conduct](#).

- Achievement Points
- Behaviour Points
- Net Points
- No. of Detentions Recorded
- No. of Report Cards
- No. of Initiatives.

In line with current GDPR legislation, when creating a Student List report, gender and date of birth information is no longer displayed by default in the report output. These fields can be applied manually, if required.

### Enhancements to the Reporting Dictionary



Applicable to Maintained schools in England only

[Reports](#) | [Design Report](#)  
[Routines](#) | [Data Out](#) | [Person Data Output](#)

Up to three reasons for an exclusion may be reported in the School Census Spring 2021 return. In anticipation, the [Reason 2](#) and [Reason 3](#) fields have been added to the [Exclusion](#) sub-report. These fields have also been added to the Person Data Output. The existing [Reason](#) has been renamed [Reason 1](#).

## Fixes

This release includes a fix in the following area:

- A pupil/student's complete address history is now displayed when previewing the Admission Register (Roll Book) CME Version report (via [Reports | Run Report - Focus | Student](#)).

## School Census Autumn 2020 Return

### New Features



### Key Dates for the School Census Autumn 2020 Return

[Routines](#) | [Statutory Return](#) | [School Census](#)

Census Date: 01/10/2020

Termly attendance collected from 13/04/2020 to 31/07/2020

Exclusions collected from 01/09/2019 to 31/07/2020. Exclusions are collected for the Autumn, Spring and Summer terms.

Free School Meals collected from 17/01/2020 to 01/10/2020

Learning Aims collected from 01/08/2019 to 01/10/2020

Leavers with a date of birth between 01/09/2003 and 31/08/2015, and who were non-boarders between 01/01/2020 and 31/07/2020, are now included in the return.

### Exclusions Information Recorded from September 2020 for Collection in the School Census Spring 2021 Return

Applicable to Primary, Secondary and All-Through schools, and Pupil Referral Units only

[Focus](#) | [Pupil \(or Student\)](#) | [Exclusions](#)

Up to three reasons for an exclusion may be reported in the School Census Spring 2021 Return. To cater for this, additional drop-down fields have been provided for **Exclusion Reason 2** and **Exclusion Reason 3** when recording an exclusion. The existing **Exclusion Reason** has been renamed **Exclusion Reason 1**.

The following reasons for exclusion have also been added:

- Use or threat of use of an offensive weapon or prohibited item
- Abuse against sexual orientation and gender identity
- Abuse relating to disability
- Inappropriate use of social media or online technology.

### Changes to the Update Prior Attainment Utility

Applicable to Secondary and All-Through schools, and Pupil Referral Units only

[Tools](#) | [Statutory Return Tools](#) | [Update Prior Attainment](#)

The calculation for English Prior Attainment has changed to include English Language GCSE results only (not English Literature) and the column name has been changed to **English Lang Prior Attainment**.

The **English Highest Grade** column heading has changed to **English Lang/Lit Highest Grade** because this grade includes both English Language and Literature GCSE results.

The new **\*English Lang Highest Grade** column displays English Language GCSE results only. This item is not collected in the school census but is included for completeness.

The display order of the following columns has been changed:

- \*English Lang Highest Grade
- English Lang Prior Attainment
- English Lang/Lit Highest Grade
- English Funding Exemption.

### Post-16 Information Collected in this Return

Applicable to Secondary and All-Through schools, and Pupil Referral Units only

[Tools](#) | [Academic Management](#) | [Course Manager](#) | [Post-16 Programmes of Study Tools](#) | [Academic Management](#) | [Course Manager](#) | [Maintain Course](#)

Additional data items are now collected for the new programme types of **T Level**, **T Level Transition** and **Study Programme**.

If the **Programme Type** is set to **T Level**, the **T Level Planned hours** figure is calculated from the **Qual Hours** and **Non-Qual Hrs** columns. The **T Level Planned hours** figure for T Level programmes is reported at student level.

Work placement details are now collected for the following courses and QANs:

- 16 to 19 Study Programme Work Experience: QAN - ZWRKX001
- Industry Placement, Capacity and Delivery Fund (CDF): QAN - ZWRKX002
- T Level Industry Placement: QAN - ZWRKX003.

The following additional data items are now collected in the Autumn Census for Post-16 programmes.

- Programme Type
- Programme Start Date
- Programme End Date
- Programme Planned End Date
- Programme Status
- Programme Reason for Withdrawal
- Programme Traineeship.

The new Post-16 Programmes of Study - Programmes report is also available from the **Detail Report** button on the **Census Return Details** page.

## School Workforce Annual Census

### New Features



### School Workforce Annual Census Key Dates

[Routines](#) | [Statutory Returns](#) | [School Workforce Annual Census](#)

Census Date: 03/11/2020.

## New Data Items Collected from Personnel

[Focus](#) | [Person](#) | [Staff – Employment Details tab](#)

Three additional data items from Personnel are now collected in the SWAC Return.

### FTE

The Full Time Equivalent can be amended for staff as follows:

- FTE = 1 for a person working full time (37 hours)
- FTE = 0.5 for a person working half the hours of a full-time post (18.5 hours).

### Status

A new drop-down list enables you to identify the reason why an employee is not working at the school on Census day, if required.

### 3rd Party Staff

A new check box enables you to identify members of staff who are not employed by the school.

## Provision of Additional Panels in SWAC

[Routines](#) | [Statutory Return](#) | [School Workforce Annual Census](#)

The following additional panels have been provided in readiness for the 2021 SWAC Return:

- Recruitment
- Retention
- Supply Staff.

Data will not be collected for these areas in 2020.

## New Detail Reports

The following detail reports have been provided in readiness for the 2021 SWAC Return via the **Detail Report** drop-down list:

- Staff Recruitment & Retention Details
- Supply Staff Details.

Data is not collected for Recruitment, Retention and Supply Staff until 2021 so the output of these reports is not relevant for 2020.

## Enhancements to the SWAC Role Lookup

[Tools](#) | [Lookups](#) | [Maintain](#)

The following additional SWAC roles have been provided:

- MS - Midday Supervisor
- AD - Advisory Staff
- TD - Teachers of the Deaf
- TV - Teachers of the Visually Impaired
- SP - SEN Co-ordinator (primary role).

The descriptions for the following existing SWAC roles have been amended:

- IT - ICT Staff
- AO - Administration Staff
- QT - Qualified Teacher
- TA - Teacher Assistant/Aide employed in the classroom
- SC - SEN Co-ordinator (additional role).

## School Workforce Census

### New Features



### Key Dates for the School Workforce Census

[Routines](#) | [Statutory Returns](#) | [School Workforce Census](#)

Census date: 05/11/2020

Absence collected from 01/09/2019 to 31/08/2020

Continuous contracts collected from 01/09/2019 to 05/11/2020.

## New Staff Category – Leadership Non-Teacher

A separate category is now used to determine which data items are reported for Leadership Non-Teacher staff (**SWC Post** of **Leadership - Non Teacher**). Staff with an **SWC Post** of **Leadership - Non Teacher** are no longer included in the **Other Support Staff** category.

The staff category **Leadership Non-Teachers** has been included in the report criteria header of a number of the SWC reports.

## Changes to Data Items Collected for the Other Contracted Support Staff Category

The **Additional Payment** category and the **Additional Payment Amount** are no longer collected for Other Support Staff (**SWC Post** of **OSP**).

QTS, QTLS, EYTS are now collected for Other Contracted Support Staff who have an **SWC Post** of **AVT** (Advisory Teachers).

## SIMS Core

### New Features



## Enhancements to Census Collection Data for On-Roll Pupil/Students Previously Recorded as Guest

[Routines](#) | [Pupil \(or Student\)](#) | [Change Enrolment Status](#)

[Focus](#) | [Pupil \(or Student\)](#) | [Pupil \(or Student\) Details - Registration panel](#)

Pupil/students who were re-admitted and given a status of on roll, having held a status of **Guest pupil** when they originally became a leaver, are now correctly included in statutory return collection data.

Admission and leaver records will be added to the renamed **Enrolment Status History** dialog (previously **Enrolment Status Changes**), providing a complete view of a pupil/student's enrolment status (history and changes). This dialog is accessed by clicking the **Browser** button adjacent to the **Enrolment Status** field in the **Registration** panel of the pupil/student record.

## Retention of Attendance Data for Guest Pupil/Students Previously Recorded as On Roll

*Focus | Pupil (or Student) | Pupil (or Student) Details*

Attendance data is now retained for pupil/students who were previously on roll at a school and whose enrolment status has been changed to **Guest pupil**. The warning message displayed when the enrolment status is changed from registered to **Guest pupil** has been updated.

## Exclusions Information Recorded from September 2020 for Collection in the School Census Spring 2021 Return

**Applicable to Primary, Secondary and All-Through schools, and Pupil Referral Units in England only**

*Focus | Pupil (or Student) | Exclusions*

Up to three reasons for an exclusion may be reported in the School Census Spring 2021 Return. To cater for this, additional drop-down fields have been provided for **Exclusion Reason 2** and **Exclusion Reason 3** when recording an exclusion. The existing **Exclusion Reason** has been renamed **Exclusion Reason 1**.

The following reasons for exclusion have also been added:

- Use or threat of use of an offensive weapon or prohibited item
- Abuse against sexual orientation and gender identity
- Abuse relating to disability
- Inappropriate use of social media or online technology.

## Free School Meal Entitlement Under Transitional Protection Measures

**Applicable to schools in Wales only**

*Focus | Pupil (or Student) | Pupil (or Student) Details*

The **Effective Date** field in the **Dietary** panel provides the date from which unprocessed school meals are charged at zero. This field works in conjunction with the **FSM Transitional Protection** check box. Selecting this check box ensures that unprocessed meals are represented with a zero charge.

To prevent any further impact on Dinner Money, the check box cannot be deselected if it has been selected previously. Additionally, the **Effective Date** defaults to today's date and cannot be edited.

## Enhancement to the Web Address Validation XML File

**Applicable to schools in Northern Ireland only**

To enable the mapping of geo data and to draw graphics, the X and Y address co-ordinates are now included in the Web Address Validation XML file if the pupil/student's UPRN is recorded.

## Enhancements to Bulk Update

**Applicable to schools in Northern Ireland only**

*Routines | Pupil (or Student) | Bulk Update*

It is now possible to bulk update the start and end dates for pupil/student eligibility for free school meals. This process assists in meeting the DENI requirement to end eligibility at the start or end of an academic year.

The **Effective Date** must first be specified in the **Student Population** section of the **Bulk Update** panel before selecting **Eligible for Free Meals** from the **Data Item** drop-down list. Two new check boxes are then displayed:

- If you select the **End Existing FSM Records** check box and click the **Search** button, the pupil/students who have an active FSM eligibility record on the effective date are displayed in the **Members** table. To end their FSM eligibility as of the effective date, deselect the required pupil/student(s) in the **Free School Meals** column and click the **Save** button.
- If you select the **Start New FSM Records** check box and click the **Search** button, the pupil/students who do not currently have an FSM eligibility record on the effective date are displayed in the **Members** table. To start their FSM eligibility as of the effective date, select the required pupil/students in the **Free School Meals** column and click the **Save** button. An open-ended FSM eligibility record is created for the selected pupil/students.

## Updates to Pupil/Student Registration

Applicable to schools in Northern Ireland only

*Focus | Pupil (or Student) | Pupil (or Student) Details*

- The **Reason for Dual Registration** field is now available in the **Change Enrolment Status** panel of the **Pupil (or Student) Details** page. This field continues to be displayed in the **Registration Panel** of this page. When the enrolment status of a pupil/student is changed, the **Reason for Dual Registration** field is updated.
- The **Educated off site but not in a school** check box is no longer visible in the **Registration** panel of the **Pupil (or Student) Details** page by default.
- If required, it is now possible to re-activate the **Educated off site but not in a school** check box via **Tools | Setups | School Options**.

## Enhancements to Lookups for the DENI Leavers Return

Applicable to schools in Northern Ireland only

*Tools | Lookups | Maintain*

To support the DENI Leavers Return 2020, the following values in the **Reason for Leaving (This School)** lookup have been made inactive:

- FE-GB:Tchr Trng
- FE-non UK:Tchr Trg
- FE-unk:Tchr Trng.

For clarity, the descriptions of other lookup values have been amended.

## Enhancements to Lookups for School Merge

Applicable to schools in Northern Ireland only

The School Merge Utility now compares the lookups and lookup values of the source and destination databases. It then inserts into the destination database any lookups and lookup values that are missing.

Lookups for the following data areas only are migrated to the merged database:

- Agents including Agencies
- Applicants
- Attendance Summary
- Document
- Contacts
- School
- SEN
- Staff
- Students
- User Owned.

## Fixes

This release includes fixes in the following areas:

- Enhancements have been made to the Batch Import Photographs routine so that the imported photographs can be viewed more effectively in Third Party applications (via **Routines | Pupil (or Student) | Batch Import Photographs**).
- It is now possible to delete unlinked contacts if the only link to the pupil/student is historical communications made via SIMS InTouch. Under such circumstances, you are notified of this link and asked if you wish to continue (via **Tools | Housekeeping | Delete Unlinked Contacts**).
- When sending a message via the pupil/student record, selecting **Class Teacher** from the **Role** drop-down list now displays only those who are teaching the selected pupil/student today (via **Focus | Pupil (or Student) | Pupil (or Student) Details – Send Message** link in the **Links** panel).

## SIMS ID

EP ES WP WS IN

SIMS ID enables a single login point for multiple pieces of software. It works by synchronising key user data between SIMS and SIMS ID, enabling a Single Sign On (SSO) experience for pupil/students, staff and parents. Accounts, groups and timetable data are synchronised between SIMS and SIMS ID, with both administrators and users accessing SIMS ID as their go to point entry for local and online services.

- **SIMS ID Light** manages users in Cloud Services such as Hosted SIMS, Office 365 and Google.
- **SIMS ID Standard** manages users in Local Services such as Active Directory, as well as Cloud Services where required.

SIMS ID does not form part of the SIMS 2020 Summer Release. For more information, please visit the SIMS ID product page on the Capita SIMS website (<http://www.capita-sims.co.uk/simsid>).

## SIMS Parent and SIMS Parent Lite

EP ES WP WS IN

SIMS Parent and SIMS Parent Lite do not form part of the SIMS 2020 Summer Release.

For information on the latest releases of these products, please refer to the SIMS Parent and SIMS Parent Lite Latest Release Information article, which is available on the Capita Software Support Portal ([https://support.capitasoftware.com/csm?id=kb\\_article\\_view&sysparm\\_article=KB0039437](https://support.capitasoftware.com/csm?id=kb_article_view&sysparm_article=KB0039437)).

## SIMS Pay

EP ES WP WS IN

SIMS Pay does not form part of the SIMS 2020 Summer Release.

For information on the latest release of SIMS Pay, please refer to the SIMS Pay Latest Release Information article, which is available on the Capita Software Support Portal ([https://support.capitasoftware.com/csm?id=kb\\_article\\_view&sysparm\\_article=KB0039438](https://support.capitasoftware.com/csm?id=kb_article_view&sysparm_article=KB0039438)).

## SIMS Services Manager

EP ES WP WS IN

The SIMS 2020 Summer Release does not include an update to SIMS Services Manager and it does not provide the facility to install the product.

If SSM is not currently installed, the latest version is available from the *Useful Documents and Links* section of the *SIMS 7 Release Information* page on the Capita Software Support Portal ([https://support.capitasoftware.com/csm?id=kb\\_article\\_view&sysparm\\_article=KB0035066](https://support.capitasoftware.com/csm?id=kb_article_view&sysparm_article=KB0035066)).

The current version ensures compatibility between SIMS and SSM, as well as products that make use of SSM.

For customers that centrally host SSM, please refer to the most recent manual SSM update, which is available from the *Useful Documents and Links* section of the *SIMS 7 Release Information* page on the Capita Software Support Portal ([https://support.capitasoftware.com/csm?id=kb\\_article\\_view&sysparm\\_article=KB0035066](https://support.capitasoftware.com/csm?id=kb_article_view&sysparm_article=KB0035066)).



## Teacher app

EP ES WP WS IN

### SIMS Teacher app Compatibility

The SIMS Teacher app is guaranteed to support the previous two releases of SIMS, inclusive of any release with which it is shipped.

The SIMS Teacher app can be used alongside the following versions of SIMS:

- SIMS 2020 Summer Release (SIMS 7.194)
- SIMS 2020 Spring Release (SIMS 7.192).

Please note that the Teacher app does not form part of the SIMS 2020 Summer Release. For information on new features and enhancements, please refer to the [What's New](#) section of the SIMS Teacher app [Help Centre](#), which is available by clicking the [Help Centre](#) button in the app.